
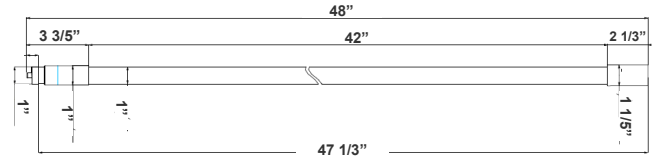


T8 SERIES COMMERCIAL INDOOR LIGHTING

T8-HL-8FT-SPLIT-42W-40K-C
T8-HL-8FT-SPLIT-42W-50K-C



Customer Name: _____
Project Name: _____
Note: _____ | Type: _____



Crystal Glass 8 Foot T8 Tube switches from fluorescent tubes to LED, giving more cost efficiency by providing the same amount of lumen output with less energy consumption. The LED tube offers a soft and bright light distribution.

48”(L) X 1 1/5” (D)

Features

- Type B: Ballast Override (AC Direct), Connect One End or Both Ends (Dual Function) - UL No. E342884
- Split Model (2 Four-Foot Lamps), Snap & Save
- 5-Year Warranty
- Glass tube: Better Transparency and Thermal Conductivity than Plastic

Technical Specifications

Electrical:

- Voltage: 120-277V; 50/60Hz AC
- Power Factor: >0.90
- THD: <20%
- Wattage: 42W
- Efficacy: 142 LPW

Lighting:

- Dimming: Non Dimmable
- Total Lumens: 6000LM
- Color Temperatures: 4000K/5000K
- Color Rendering Index: CRI ≥ 80
- Beam Angle: 120°

Mechanical:

- Base Type: FA8 (Single Pin)
- Glass tube: Better Transparency and Thermal Conductivity than Plastic
- Clear Glass
- 2 Magnetic Mounting Clips per Lamp
- Ambient Operating Temperature: -13°F to 113°F
- Rated life: 50,000 hrs
- IP Rating: IP20 (Indoor)

Applications:

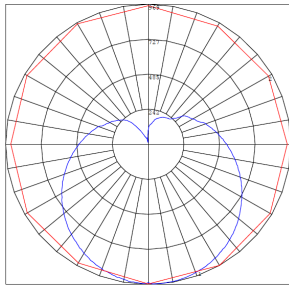
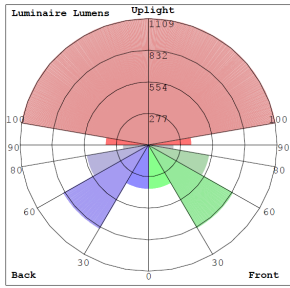
- Crystal Glass 8 Foot T8 Tube switches from fluorescent tubes to LED, giving more cost efficiency by providing the same amount of lumen output with less energy consumption. The LED tube offers a soft and bright light distribution.

Other Models:

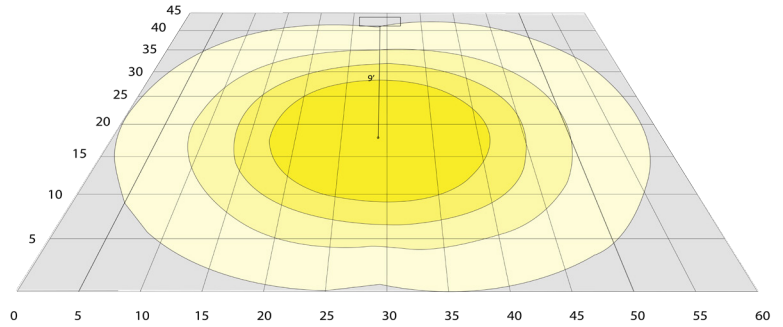
- 42W | 5500LM | T8-HL-8FT-SPLIT-42W-40K-F
- 42W | 5500LM | T8-HL-8FT-SPLIT-42W-50K-F



Photometrics: T8-HL-8FT-SPLIT-42W



BUG Rating: B2-U5-G2



Area 42'x60' Mounting Height: 9'

Other Views:



Socket View



Joining sockets at the split point of lamp



Front View



Back View

Performance Table: T8-HL-8FT-SPLIT-42W

MODEL NO.	Wattage	Voltage	Lumens	Color Temp.	BUG Rating	LPW
T8-HL-8FT-42W-SPLIT-40K-C	42W	120-277V	6000LM	4000K	2-5-2	142
T8-HL-8FT-42W-SPLIT-50K-C	42W	120-277V	6000LM	5000K	2-5-2	142

Sample Ordering

Model Size Watt Style Color Temp. Lens Type

T8 - HL - 8FT - 42W - SPLIT - [] - C

40K = 4000K
50K = 5000K

Accessory:

[]

Blank = No Option For Accessories

T8-R17D-COV = R17D CONVERSION KIT



Example:

1. T8-HL-8FT-42W-SPLIT-40K
T8-R17D-CONV

(FOR 42W 4000K T8 8FT TUBE LAMP 120-277V)
(R17D CONVERSION KIT)

WIRING DIAGRAM:

Type B



ACCESSORY:



T8-R17D-CONV
R17D CONVERSION KIT


Other Models: T8-HL-8FT-42W-SPLIT-F (Clear Model)




Socket View



Joining sockets at the split point of lamp



Front View



Back View